

# Band Shell



## Town of Barnstable ADA Transition Plan

July 2021



Institute for Human Centered Design

200 Portland Street, Boston, MA 02114  
www.IHCDesign.org • info@IHCDesign.org  
617-695-1225 voice/ tty

### Background

The Band Shell is located at 367 Main Street on the northeast side of the Hyannis Village Green. The west side of the Band Shell is open to the Village Green where visitors gather to hear performances. The Ocean Street Parking Lot is located behind the Band Shell on its east side. The Band Shell stage can be accessed directly from the Ocean Street Parking Lot where it meets a sloped walkway that is on the north side of the Band Shell. The Band Shell can also be accessed from the Village Green by four (4) steps on the structure's west side.

**Note:** The part of the sloped walkway that connects the Ocean Street Parking Lot to the Band Shell performance stage has a running slope that is less than 1:20 (5.00%), so the section that runs closest to the Band Shell structure is not a ramp and is not required to have the accessibility features of a ramp. However, a second section connects the Ocean Street Parking Lot to the Village Green. That section has a running slope in excess of 1:20 (5.00%) and therefore must have the accessibility features of a ramp.

### Key Accessibility Issues

#### Exterior Access Routes

Accessibility issues include lack of a firm, stable and slip-resistant walkway from the base of the ramp where it meets the Village Green running along the Band Shell structure to the northwest corner at the front of the stage.

#### Ramp

Accessibility issues include lack of edge protection and lack of handrails with a compliant cross section at the ramp from the Ocean Street Parking Lot to the Village Green.

### Order of Magnitude Cost Estimates

- Renovate and provide exterior accessible route: \$960
- Renovate ramp providing compliant handrails and edge protection: \$11,400





**Total: \$12,360**

### Best Practice and Inclusive Design



Best practice and inclusive design recommendations include elements that are not required in the standards but may create enhanced experiences for all users.

- Recommend providing at least one bench on the existing walkway along the Village Green facing the performance area at the Band Shell.
- Recommend providing a 3'x4' min. firm, stable and slip-resistant surface alongside one bench facing the Band Shell so that an individual using a wheeled mobility or similar device could sit at one end of the bench with his or her shoulders aligned with someone seated on the bench.
- Recommend providing handrails on the Band Shell steps to facilitate access between the Band Shell performance area and the Village Green.
- Recommend, on left side of the sloped walkway to the Band Shell stage that is not a ramp due to the gradual running slope, providing handrails with a 1-1/4" to 1-1/2" circular cross section.

**Town of Barnstable  
Band Shell**

ID	Location	Floor	Room	Element	Type	Photo	Issues	Current Measure	Recommendations	Quantity	Price	Cost Estimation
<b>Approach and Entrance</b>												
<b>Exterior Access Route</b>												
1	Walkway From Base of Ramp to Front of Band Shell	Ext		Exterior Access Route	Exterior		Cross slope > 1:50 (2.00%) Surface is not stable, firm, and slip-resistant	3.4% -	Reduce cross slope to be no steeper than 1:50 (2.00%). Repair surface.  (Cost based on a 4' wide min. x 30' long stone dust path from the base of the ramp running along the Band Shell structure to the northwest corner at by the front of the stage.)	1	960	\$960
<b>Access to Goods and Services</b>												
<b>Ramps</b>												
2	Ramp From Ocean Street Parking Lot to Village Green (Right Side)	Ext		Ramps	Exterior		Handrails do not extend 12" past top & bottom Handrails have non-compliant cross section Handrails not continuous where required	- - -	Alter handrails to extend horizontally above the landing for 12" min. beyond the bottom of the ramp run. Provide handrails with 1-1/4" to 1-1/2" circular cross section. Provide continuous handrails for the length of the ramp run. (Cost based on 4 30' sections of metal handrail (upper and lower) with a compliant cross section for right-side ramp.)	1	\$8880	\$8880
3	Ramp From Ocean Street Parking Lot to Village Green (Right Side)	Ext		Ramps	Exterior		Edge protection < 4" high	-	Provide edge protection that prevents the passage of a 4" diameter sphere, where any portion of the sphere is within 4" of the finished floor or ground surface.  (Cost based on 30' of edge protection along the right-most side of the ramp to the Village Green.)	1	2520	\$2520
<b>Best Practice</b>												
<b>Bench</b>												
4	Ext.	Ext		Bench	N/A				Recommend providing at least one bench on existing walkway facing the performance area at the Band Shell. Recommend providing a 3'x4' min. firm, stable and slip-resistant surface at one end of the bench facing the Band Shell so an individual using a wheeled mobility or similar device could sit at one end of the bench with his or her shoulders aligned with someone seated on the bench.	1		\$0

**Town of Barnstable  
Band Shell**

ID	Location	Floor	Room	Element	Type	Photo	Issues	Current Measure	Recommendations	Quantity	Price	Cost Estimation
<b>Exterior</b>												
5	Front of Band Shell	Ext		Exterior Stairs	N/A				Recommend providing railings on one side of Band Shell steps to facilitate access between the Band Shell performance area and the Village Green.	1		\$0
<b>Exterior Railing</b>												
6	Walkway From Ocean Street Lot to Band Shell Performance Area	Ext		Exterior Railing	N/A				Recommend, on left side of walkway to the Band Shell stage that is not a ramp due to the less than 1:20 (5.00%) running slope, providing handrails with 1-1/4" to 1-1/2" circular cross section.	1		\$0