

Barnstable Police Department



Town of Barnstable ADA Transition Plan

August 2021



Institute for Human Centered Design

200 Portland Street, Boston, MA 02114
www.IHCDesign.org • info@IHCDesign.org
617-695-1225 voice/ tty

Background

Year Built: 1981

The Barnstable Police Department is located at 1200 Phinneys Lane in Hyannis. The police department provides a full range of public safety services including the Community Service Officer, the Citizens Police Academy and the College Undergraduate Student Internship Program.

The Police Department is a two (2) story building connected by an elevator and a set of interior stairs. There are two (2) entrances to the building located on the northeast and northwest side of the building. The accessible entrance is located on the northwest side of the building and is accessed via a ramp. There are two (2) egresses - one of which is accessible. The exit located on the southwest side of the building is also being used as an entrance by employees.

The first floor of the Police Department features an information desk, a dispatch room, a training room, a booking area and the garage/sally port. Also located on the first floor are the male, female and juvenile holding cells. Located on the second floor are the licensing office, the chief's office and a conference room - which the chief uses sometimes to meet with members of the public. There are two (2) single-user toilet rooms located near the lobby area and an additional single-user toilet room in the interview dispatch room. There are two (2) parking lots. The parking lot for the public is located on the north side, and it has 24 parking spaces including two (2) accessible spaces. The parking lot located on the south side of the building is for employees only.

Key Accessibility Issues

Signs

Accessibility issues include lack of tactile egress signs, lack of the illuminated International Symbol of Accessibility (ISA) at illuminated exit signs that are located at accessible egress doors,

lack of tactile signs (raised characters and braille) and signs not located on the latch side of the door. Additional accessibility issues include lack of directional signs at the inaccessible entrance directing members of the public to the accessible entrance, and lack of the International Symbol of Accessibility (ISA) at the accessible entrance.

Toilet Rooms

Accessibility issues include lack of compliant maneuvering clearance at the recessed doors to the toilet rooms, flush control not located on the open/transfer side of the toilet (men's toilet room), lack of knee clearance at the lavatories, lack of insulated pipes at the lavatories and toilet paper dispensers mounted above the side grab bar. Another accessibility issue is the lack of an accessible single-user toilet room in the interview dispatch room.

Holding Cells

Accessibility issues include lack of a compliant toilet/lavatory unit in at least one of the male, female and juvenile cells.

Note: See the Department of Justice (DOJ) document ADA/Section 504 Design Guide: Accessible Cells in Correctional Facilities which is included with this report.

Additional Accessibility Issues

- Lack of compliant handrails at the ramp leading to the accessible entrance (northwest and southwest sides).
- Lack of an accessible route to the swearing-in area - near the main entrance.
- Lack of compliant handrails at the interior stairs (first floor near the training room).
- Lack of an assistive listening system in the training room.
- Lack of a cane-detectable barrier at the service counter located in the lobby.
- Lack of a cane-detectable barrier at the stairs (first floor).
- Lack of an accessible service counter (records room).
- Lack of an accessible drinking fountain (Hi-Lo) (booking room).

Barnstable Police Department

- Lack of an accessible sink with knee clearance and compliant faucets (booking room).

Order of Magnitude Cost Estimates

- Provide a curb ramp (swearing-in area): \$2,800
- Provide compliant signage (designation, egress and directional): \$5,172
- Provide a single-user toilet room (interview dispatch room): \$24,604
- Renovate toilet rooms: \$10,572
- Provide an assistive listening system (training room): \$1,214
- Provide a Hi-Lo drinking fountain (booking room): \$4,216
- Miscellaneous corrective actions (service counter, cane-detectable barrier, handrails, sink, etc.): \$7,258





Total: \$55,836

Best Practice and Inclusive Design





Best practice and inclusive design recommendations include elements that are not required in the standards but may create enhanced experiences for all users.

- Recommend providing an adjustable height podium with toe and knee clearance in the meeting room.






**Town of Barnstable
Barnstable Police Department**

ID	Location	Floor	Room	Element	Type	Photo	Issues	Current Measure	Recommendations	Quantity	Price	Cost Estimation
Approach and Entrance												
Exterior Access Route												
1	Accessible Main Entrance/ Exit - Northwest Side	Ext.		Exterior Access Route	Exterior		Route not maintained in operable working condition	-	Ensure the accessible route is maintained in operable working condition.	1	256	\$256
2	Swearing In - Near Main Entrance	Ext.		Exterior Access Route	Walkway		Accessible route not provided	-	Provide a curb ramp to ensure an accessible route is provided to the swearing area. (Cost estimate for a concrete curb ramp.)	1	2800	\$2800
Exterior Ramp												
3	Accessible Main Entrance/ Exit - Northwest Side	Ext.		Exterior Ramp	N/A		Extensions do not return to a wall, guard or landing surface	-	Ensure handrail extensions return to the landing surface.	2	142	\$284
4	Exit Near Dispatch - Southwest Side	1		Exterior Ramp	N/A		Extensions do not return to a wall, guard or landing surface	-	Ensure handrail extensions return to the landing surface.	2	142	\$284






**Town of Barnstable
Barnstable Police Department**

ID	Location	Floor	Room	Element	Type	Photo	Issues	Current Measure	Recommendations	Quantity	Price	Cost Estimation
Exterior Stair												
5	Main Entrance/ Exit - Northeast Side	Ext.		Exterior Stair	N/A		Handrails do not extend 12" from stair Handrail not provided on both sides	- -	Top: Ensure handrails extend horizontally above the landing for 12" min. beginning above the first riser nosing. Bottom: Ensure that the sloped bottom extension extends one tread depth minimum beyond last riser nosing in same direction as stair flight. Provide a handrail on both sides.	1	774	\$774
Entrance												
6	Main Entrance/ Exit - Northeast Side	Ext.		Entrance	Secondary Entrance		Entrance not on an accessible route Directional sign to accessible entrance not provided	- -	Provide a directional sign indicating the location of the nearest accessible entrance.	1	346	\$346
7	Main Entrance/ Exit Near Ramp - Northwest Side	Ext.		Entrance	Main Entrance		International Symbol of Accessibility not provided Door requires > 15 lbs. of force to open	- 25 lbs.	Provide a sign with the International Symbol of Accessibility (ISA). Adjust closers so doors do not require more than 15 pounds of force.	1	346	\$346
Emergency Exit												
8	Exit - Along Hallway Left of Training Room - Southwest Side	1		Emergency Exit	N/A		Directional sign to accessible emergency exit not provided Handrails do not extend 12" from stair	-	Top: Ensure handrails extend horizontally above the landing for 12" min. beginning above the first riser nosing. Bottom: Ensure that the sloped bottom extension extends one tread depth minimum beyond last riser nosing in same direction as stair flight. Provide a directional sign indicating the location of the nearest accessible emergency exit.	2	142	\$284
Access to Goods and Services												






**Town of Barnstable
Barnstable Police Department**

ID	Location	Floor	Room	Element	Type	Photo	Issues	Current Measure	Recommendations	Quantity	Price	Cost Estimation
Means of Egress												
9	Sally Port From Booking	1		Means of Egress	N/A		Tactile exit sign not provided	-	Ensure a tactile exit sign with raised characters and braille is provided at exit door. Mount sign between 48"- 60" above the finished floor located on the latch side of the door.	1	232	\$232
10	To Records Room From Administration Office	2		Means of Egress	N/A		Tactile exit sign not provided	-	Ensure a tactile exit sign with raised characters and braille is provided at exit door. Mount sign between 48"- 60" above the finished floor located on the latch side of the door.	1	232	\$232
11	Main Entrance/ Exit - Northeast	Ext.		Means of Egress	N/A		Tactile exit sign not provided Directional sign to accessible emergency exit not provided	- -	Ensure a tactile exit sign with raised characters and braille is provided at exit door. Mount sign between 48"- 60" above the finished floor located on the latch side of the door. Provide a directional sign indicating the location of the nearest accessible emergency exit.	1	432	\$432
12	Hallway Left of Training Room	1		Means of Egress	N/A		Tactile exit sign not provided Directional sign to accessible emergency exit not provided	- -	Ensure tactile exit signs with raised characters and braille are provided at exit doors. Mount signs between 48"- 60" above the finished floor located on the latch side of the door. Provide a directional sign indicating the location of the nearest accessible emergency exit.	1	432	\$432
13	Main Entrance/ Exit Near Ramp	1		Means of Egress	N/A		Tactile exit sign not provided Illuminated ISA symbol not provided (MAAB)	- -	Ensure a tactile exit sign with raised characters and braille is provided at exit door. Mount sign between 48"- 60" above the finished floor located on the latch side of the door. Provide an illuminated sign with the International Symbol of Accessibility.	1	432	\$432






**Town of Barnstable
Barnstable Police Department**

ID	Location	Floor	Room	Element	Type	Photo	Issues	Current Measure	Recommendations	Quantity	Price	Cost Estimation
14	Main Entrance/ Exit - North	1		Means of Egress	N/A		Tactile exit sign not provided Illuminated ISA symbol not provided (MAAB)	- -	Ensure a tactile exit sign with raised characters and braille is provided at exit door. Mount sign between 48"- 60" above the finished floor located on the latch side of the door. Provide a directional sign indicating the location of the nearest accessible emergency exit.	1	432	\$432
15	Exit Near Dispatch	1		Means of Egress	N/A		Tactile exit sign not provided Illuminated ISA symbol not provided (MAAB)	- -	Ensure a tactile exit sign with raised characters and braille is provided at exit door. Mount sign between 48"- 60" above the finished floor located on the latch side of the door. Provide an illuminated sign with the International Symbol of Accessibility.	1	432	\$432
Interior Access Route												
16	Lobby - Information	1		Interior Access Route	N/A		Obstructed by protruding objects	9"	Relocate object./Provide a cane-detectable barrier.	1	878	\$878
17	Training Room	1		Interior Access Route	N/A		Obstructed by protruding objects	8"	Relocate shelf so it does not protrude into the circulation path.	1	Labor	\$0
18	Main Lobby Staircase	1		Interior Access Route			Vertical clearance < 80" above finished floor		Provide a cane-detectable barrier underneath stair.	1	960	\$960






**Town of Barnstable
Barnstable Police Department**

ID	Location	Floor	Room	Element	Type	Photo	Issues	Current Measure	Recommendations	Quantity	Price	Cost Estimation
19	Training Room	1		Interior Access Route	N/A		Vertical clearance < 80" above finished floor	-	See ID #18.	1	-	\$0
Doors, Doorways, & Gates												
20	Interview Dispatch	1		Doors, Doorways, & Gates	Toilet Room		Clear width at door < 32"	27"	Provide signage directing users to an accessible entrance.	1	232	\$232
21	From Interview Dispatch to Elevator	1		Doors, Doorways, & Gates	Circulation		Clear width at door < 32"	29"	See ID #22.	1	-	\$0
22	Near Elevator to Interview Dispatch	1		Doors, Doorways, & Gates	Circulation		Clear width at door < 32"	29"	Consider the possibility of relocating the radiator.	1	-	\$0
23	Men's Toilet Room	1		Doors, Doorways, & Gates	Toilet Room		Maneuvering clearance not provided at recess > 6"	-	Install an automatic door opener.	1	3060	\$3060






**Town of Barnstable
Barnstable Police Department**

ID	Location	Floor	Room	Element	Type	Photo	Issues	Current Measure	Recommendations	Quantity	Price	Cost Estimation
24	Women's Toilet Room	1		Doors, Doorways, & Gates	Toilet Room		Maneuvering clearance not provided at recess > 6"	-	Install an automatic door opener.	1	3060	\$3060
Stairways												
25	Main Lobby Staircase	1		Stairways	Other		Handrails do not extend 12" from stairs	-	Top: Ensure handrails extend horizontally above the landing for 12" min. beginning above the first riser nosing. Bottom: Ensure handrails extend to one tread depth beyond the last riser.	2	-	\$0
26	Main Lobby Staircase	1		Stairways	Other		Handrails have non-compliant cross section	-	Provide handrails with 1 1/4" - 2" circular cross sections.	1	-	\$0
Elevator												
27	Elevator	2		Elevator	Interior				Keep door closed to ensure there is a clear floor space at the elevator button.	1	Labor	\$0
28	Elevator	1		Elevator	Interior		Visible or audible hall signals not provided	-	Note: Visible hall signals were not required before 2010 in existing elevators.	1	-	\$0






**Town of Barnstable
Barnstable Police Department**

ID	Location	Floor	Room	Element	Type	Photo	Issues	Current Measure	Recommendations	Quantity	Price	Cost Estimation
29	Elevator	1		Elevator	Interior		Elevator car control > 48"	54"	Move car controls so the highest control is 48" or lower.	1	-	\$0
Signage												
30	Interview Dispatch	1		Signage	Designation		Signage is not provided	-	Locate compliant signage alongside the door on the latch side.	1	232	\$232
31	Men's Toilet Room	1		Signage	Designation		Raised characters not provided on sign Braille not provided on sign Sign not located on the latch side of the door	- - -	Provide text with raised characters duplicated in braille on sign. Locate sign alongside the door on the latch side.	1	232	\$232
32	Women's Toilet Room	1		Signage	Designation		Raised characters not provided on sign Braille not provided on sign Sign not located on the latch side of the door	- - -	Provide text with raised characters duplicated in braille on sign. Mount sign between 48" min. - 60" max. above the finished floor. Locate sign alongside the door on the latch side.	1	232	\$232
33	Breath Test Room	1		Signage	Designation		Raised characters not provided on sign Braille not provided on sign Sign not located on the latch side of the door	- - -	Provide text with raised characters duplicated in braille on sign. Mount sign between 48" min. - 60" max. above the finished floor. Locate sign alongside the door on the latch side.	1	232	\$232






**Town of Barnstable
Barnstable Police Department**

ID	Location	Floor	Room	Element	Type	Photo	Issues	Current Measure	Recommendations	Quantity	Price	Cost Estimation
34	Identification Room	1		Signage	Designation		Raised characters not provided on sign Braille not provided on sign Sign not located on the latch side of the door	- - -	Provide text with raised characters duplicated in braille on sign. Mount sign between 48" min. - 60" max. above the finished floor. Locate sign alongside the door on the latch side.	1	232	\$232
35	To Holding	1		Signage	Designation		Raised characters not provided on sign Braille not provided on sign Sign not located on the latch side of the door	- - -	Provide text with raised characters duplicated in braille on sign. Mount sign between 48" min. - 60" max. above the finished floor. Locate sign alongside the door on the latch side.	1	232	\$232
36	To Male Cell Block From Booking	1		Signage	Designation		Raised characters not provided on sign Braille not provided on sign Sign not located on the latch side of the door	- - -	Provide text with raised characters duplicated in braille on sign. Mount sign between 48" min. - 60" max. above the finished floor. Locate sign alongside the door on the latch side.	1	232	\$232
37	Administration Office	2		Signage	Designation		Raised characters not provided on sign Braille not provided on sign Sign not located on the latch side of the door	- - -	Provide text with raised characters duplicated in braille on sign. Mount sign between 48" min. - 60" max. above the finished floor. Locate sign alongside the door on the latch side.	1	232	\$232
Service Counter												
38	Records Room	2		Service Counter	N/A		Counter > 36" high	47"	Provide a counter that is 36" max. above the ground or finished floor.	1	880	\$880





**Town of Barnstable
Barnstable Police Department**

ID	Location	Floor	Room	Element	Type	Photo	Issues	Current Measure	Recommendations	Quantity	Price	Cost Estimation
39	Lobby - Information	1		Service Counter	N/A		Counter > 36" high	39.75"	Provide a counter that is 36" max. above the ground or finished floor.	1	880	\$880
Dining or Work Surfaces												
40	Near Main Entrance/Exit	1		Dining or Work Surfaces	Work Surface		Knee or toe clearance not provided	24.25"	Provide at least 1 dining or work surface with 27" min. knee and toe clearance.	1	700	\$700
Assembly Area												
41	Training Room	1		Assembly Area	N/A		Assistive listening devices not provided	-	If audible communication is integral to the use of the space, provide an assistive listening system.	1	1214	\$1214
Detention Facilities												
42	Male Cell #1	1		Detention Facilities	Men's		Mobility cell lacks access to accessible toilet/lavatory	-	Ensure a compliant toilet/lavatory unit is provided.	1	-	\$0
43	Juvenile Cell A	1		Detention Facilities	Juveniles		Mobility cell lacks access to accessible toilet/lavatory	-	Ensure a compliant toilet/lavatory unit is provided.	1	-	\$0



**Town of Barnstable
Barnstable Police Department**

ID	Location	Floor	Room	Element	Type	Photo	Issues	Current Measure	Recommendations	Quantity	Price	Cost Estimation
44	Women Cell #1	1		Detention Facilities	Women's		Mobility cell lacks access to accessible toilet/lavatory	-	Ensure a compliant toilet/lavatory unit is provided.	1	-	\$0
Toilet & Bathing Rooms												
Overall Access												
45	Interview Dispatch Room	1		Overall Access	Toilet Room		Accessible plumbing fixtures or stalls not provided	-	Provide an accessible single-user toilet room.	1	24604	\$24604
46	Men's Toilet Room	1		Overall Access	Toilet Room		Audible and visible alarms not provided	-	When fire system is updated, ensure that a visible and audible fire alarm is installed.	1	-	\$0
47	Women's Toilet Room	1		Overall Access	Toilet Room		Audible and visible alarms not provided	-	When fire system is updated, ensure that a visible and audible fire alarm is installed.	1	-	\$0
Lavatory												
48	Men's Toilet Room	1		Lavatory	N/A		Toe or knee clearances not provided Plumbing underneath is exposed	23.5" -	Provide a lavatory with knee and toe clearance positioned for a forward approach. Insulate or otherwise configure pipes to prevent contact for at lavatory.	1	1686	\$1686

**Town of Barnstable
Barnstable Police Department**

ID	Location	Floor	Room	Element	Type	Photo	Issues	Current Measure	Recommendations	Quantity	Price	Cost Estimation
49	Women's Toilet Room	1		Lavatory	N/A		Toe or knee clearances not provided Plumbing underneath is exposed	24" -	Provide a lavatory with knee and toe clearance positioned for a forward approach. Insulate or otherwise configure pipes to prevent contact for at least one lavatory.	1	1686	\$1686
Single-User Toilet												
50	Men's Toilet Room	1		Single-User Toilet	N/A		Flush control not on open side Toilet paper dispenser is not compliant	- -	Relocate the flush control to the open side. Relocate toilet paper so that it is 24" min. high, located under the grab bar, and between 7" and 9" from the front of the toilet.	1	727	\$727
51	Women's Toilet Room	1		Single-User Toilet	N/A		Toilet paper dispenser is not compliant	-	Relocate toilet paper so that it is 24" min. high, located under the grab bar, and between 7" and 9" from the front of the toilet.	1	353	\$353
Additional Access												
Drinking Fountains												
52	Booking Room	1		Drinking Fountains	Low		No drinking fountain provided for standing users Knee or toe clearance not provided	- -	Install a Hi-Lo drinking fountain.	1	4216	\$4216

**Town of Barnstable
Barnstable Police Department**

ID	Location	Floor	Room	Element	Type	Photo	Issues	Current Measure	Recommendations	Quantity	Price	Cost Estimation
Sink												
53	Booking Room	1		Sink	595		Toe and knee clearances not provided Non-compliant faucets Exposed plumbing underneath sink	25.25" - -	Ensure there is a 27" knee clearance positioned for a forward approach at the sink. Install faucets that do not require tight grasping, pinching, or twisting of the wrist. Insulate or otherwise configure pipes at sink.	1	1078	\$1078
Best Practice												
Podium												
54	Training Room	1		Podium	N/A				Recommend providing an adjustable podium with knee and toe clearance.	1	-	\$0