

Barnstable Municipal Airport



Town of Barnstable ADA Transition Plan

July 2021



Institute for Human Centered Design

200 Portland Street, Boston, MA 02114
www.IHCDesign.org • info@IHCDesign.org
617-695-1225 voice/ tty

Background

Barnstable Municipal Airport is located at 480 Barnstable Road in Hyannis. The airport is owned by the Town of Barnstable and is managed by the Barnstable Municipal Airport Commission. The airport provides flight services to Boston, New York and the islands.

Barnstable Municipal Airport is a two-story building connected by an elevator and two (2) sets of egress stairs located on each side of the ticketing hall. There are two (2) main entrances/exits to the airport located on the west side of the building; an additional entrance/exit is located near the car rental service counters. On the east side of the building, there are two (2) exits used by departing passengers, one (1) entrance used by arriving passengers and two (2) entrances used by airport personnel. Additional entrances/exits are located on the north side, the south side and at one (1) emergency exit from the boarding area.

The airport features airline ticket counters, car rental counters, an art gallery, a conference room and a café (closed the day of the survey) on the first floor. Airport staff offices are located on the first and second floors. Multi-user men's and women's toilet rooms are located near the café, the baggage claim area and the boarding area on the first floor. Staff multi-user toilet rooms are located on the second floor. The parking lot is located on the west side of the building; there are eight (8) accessible parking spaces near arrivals and six (6) accessible parking spaces near departures. The parking lot for the rental cars is located on the north side of the building and staff parking is located on the south side. A passenger loading zone and a bus stop shelter are located near one of the main entrances (west side).

Note: IHCD team was told that airport personnel requested more accessible parking spaces.

Key Accessibility Issues

Parking Lots, Passenger Loading Zone and Bus Shelter
Accessibility issues at the parking lots include lack of an identification sign at one of the accessible parking spaces located near departures, lack of the minimum clear width at one of the access aisles at the accessible parking space located near arrivals and lack of the International Symbol of Accessibility (ISA) at the passenger loading zone. Accessibility issues at the bus shelter include lack of a clear ground space within the shelter next to the bench.

Interior Routes

Accessibility issues include lack of the minimum required width at the accessible route near the seating area in the boarding area, TV monitors that protrude into the circulation path, and a fire pipe valve that lacks a cane-detectable barrier (Stair #1 on the 2nd floor). There are also drinking fountains for standing users that lack a cane-detectable barrier and therefore protrude into the circulation path.

Signage

Accessibility issues include lack of tactile signs (with braille and raised characters) at the accessible exits, egress signs not located on the latch side of the door, lack of the illuminated International Symbol of Accessibility (ISA) at egress doors leading directly to an accessible exit and directional signs mounted lower than the minimum required.

Additional Accessibility Issues

- Lack of accessible service counters and the accessible service counter at the car rental is not maintained in operable working condition.
- Lack of a self-closing hinge at the doors to the accessible compartments.

Order of Magnitude Cost Estimates

- Provide signage: \$4,752
- Provide cane-detectable barriers (drinking fountains, TV monitors, etc.): \$3,536
- Miscellaneous corrective actions (parking, service counter, toilet rooms, etc.): \$1,392





Total: \$9,680

Best Practice and Inclusive Design





Best practice and inclusive design recommendations include elements that are not required in the standards but may create enhanced experiences for all users.

- Recommend adding contrasting strips at the edge of each step at all interior and exterior stairs.
- Recommend providing an adjustable podium with knee and toe clearance (conference room).
- Recommend locating wayside closer to the walkway (near car rental and arrivals).
- Recommend providing a directional sign near Room #236 (2nd floor).
- Recommended providing a gate surface within 10" of the finished floor on the push side of the gate (café area).
- Recommend relocating the sign located at the airport staff offices (Room #223 on the 2nd floor) to avoid glare.






**Town of Barnstable
Barnstable Municipal Airport**

ID	Location	Floor	Room	Element	Type	Photo	Issues	Current Measure	Recommendations	Quantity	Price	Cost Estimation
Approach and Entrance												
Exterior Access Route												
1	To Terminal Entrance From Rental Cars	Ext.		Exterior Access Route	Walkway		Accessible route not provided	-	See ID #2.	1	-	\$0
2	To Rental Cars From Terminal Entrance	Ext.		Exterior Access Route	Walkway		Accessible route not provided	-	Remove road barrier markers to maintain the accessible route.	1	Labor	\$0
Off-Street Parking Lot or Garage												
3	Parking Near Arrivals	Ext.		Off-Street Parking Lot or Garage	Visitor		Access aisle not compliant	-	Relocate concrete block to maintain the required 60" min. width at the access aisle.	1	Labor	\$0
4	Parking Near Departures	Ext.		Off-Street Parking Lot or Garage	Visitor		Sign not provided	-	Provide a sign with the bottom of the sign 60" min. above the ground and the top 96" max. above the ground at the accessible car parking space missing the sign.	1	500	\$500






**Town of Barnstable
Barnstable Municipal Airport**

ID	Location	Floor	Room	Element	Type	Photo	Issues	Current Measure	Recommendations	Quantity	Price	Cost Estimation
Passenger Loading Zones												
5	Passenger Drop Off - Main Entrance	Ext.		Passenger Loading Zones	N/A		Sign with ISA not provided (MAAB)	-	Provide a sign that includes the International Symbol of Accessibility (ISA) at the head of the space. Locate the sign so that the bottom is 60" min. above the ground and the top is 96" max. above the ground.	1	500	\$500
Entrance												
6	Entry to Baggage Claim	Ext.	112	Entrance	Main Entrance		Door requires > 15 lbs. of force to open	23 lbs.	Adjust closers so doors do not require more than 15 pounds of force.	1	Labor	\$0
Bus Shelter												
7	Bus Shelter Near Terminal Main Entrance	Ext.		Bus Shelter	N/A		Clear ground space not provided	-	Relocate bench to ensure a 30" by 48" clear ground space is provided within the bus shelter.	1	256	\$256
Access to Goods and Services												
Means of Egress												
8	Vestibule - Boarding Area	1	164	Means of Egress	N/A		Tactile exit sign not provided	-	Ensure a tactile exit sign with raised characters and braille is provided at exit the doors. Mount sign between 48"- 60" above the finished floor located on the latch side of the door.	1	232	\$232






**Town of Barnstable
Barnstable Municipal Airport**

ID	Location	Floor	Room	Element	Type	Photo	Issues	Current Measure	Recommendations	Quantity	Price	Cost Estimation
9	Vestibule - Boarding Area	1	165	Means of Egress	N/A		Tactile exit sign not provided	-	Ensure a tactile exit sign with raised characters and braille is provided at exit doors. Mount sign between 48"- 60" above the finished floor located on the latch side of the door.	1	232	\$232
10	Employees Entry/Exit	1	160	Means of Egress	N/A		Tactile exit sign not provided	-	Ensure a tactile exit sign with raised characters and braille is provided at exit doors. Mount sign between 48"- 60" above the finished floor located on the latch side of the door. if an illuminated exit sign is provided, ensure the sign has the International Symbol of Accessibility (ISA).	1	232	\$232
11	From Secure Arrivals to Hall 161	1	160	Means of Egress	N/A		Tactile exit sign not provided	-	Ensure a tactile exit sign with raised characters and braille is provided at exit doors. Mount sign between 48"- 60" above the finished floor. When a tactile sign is provided at double doors with two active leafs, the sign shall be located to the right of the right hand door	1	232	\$232
12	Exit/Entry - Non Secure Hold Room	1	118	Means of Egress	N/A		Tactile exit sign not provided	-	Ensure a tactile exit sign with raised characters and braille is provided at exit doors. Mount sign between 48"- 60" above the finished floor located on the latch side of the door.	1	232	\$232
13	Entry/Exit Near Concourse	1	176	Means of Egress	N/A		Tactile exit sign not provided Illuminated ISA symbol not provided (MAAB)	- -	Ensure a tactile exit sign with raised characters and braille is provided at exit doors. Mount sign between 48"- 60" above the finished floor located on the latch side of the door. Provide an illuminated sign with the International Symbol of Accessibility.	1	432	\$432






**Town of Barnstable
Barnstable Municipal Airport**

ID	Location	Floor	Room	Element	Type	Photo	Issues	Current Measure	Recommendations	Quantity	Price	Cost Estimation
14	Exit From Secure Hold Room	1	166	Means of Egress	N/A		Tactile exit sign not provided Illuminated ISA symbol not provided (MAAB)	- -	Ensure a tactile exit sign with raised characters and braille is provided at exit door. Mount sign between 48"- 60" above the finished floor located on the latch side of the door. Provide an illuminated sign with the International Symbol of Accessibility.	1	432	\$432
15	Entry/Exit - From Ticketing Hall to Parking	1	139	Means of Egress	N/A		Tactile exit sign not provided Illuminated ISA symbol not provided (MAAB)	- -	Ensure a tactile exit sign with raised characters and braille is provided at exit doors. Mount sign between 48"- 60" above the finished floor located on the latch side of the door. Provide an illuminated sign with the International Symbol of Accessibility.	1	432	\$432
16	Exit - Near Baggage Claim	1	112	Means of Egress	N/A		Tactile exit sign not provided Illuminated ISA symbol not provided (MAAB)	- -	Ensure a tactile exit sign with raised characters and braille is provided at exit doors. Mount sign between 48"- 60" above the finished floor located on the latch side of the door. Provide an illuminated sign with the International Symbol of Accessibility.	1	432	\$432
17	Exit - Near Baggage Claim	1	104	Means of Egress	N/A		Tactile exit sign not provided Illuminated ISA symbol not provided (MAAB)	- -	Ensure a tactile exit sign with raised characters and braille is provided at exit doors. Mount sign between 48"- 60" above the finished floor located on the latch side of the door. Provide an illuminated sign with the International Symbol of Accessibility.	1	432	\$432
18	Entry/Exit - From Ticketing Hall to Parking	1	140	Means of Egress	N/A		Tactile exit sign not provided Illuminated ISA symbol not provided (MAAB)	- -	Ensure a tactile exit sign with raised characters and braille is provided at exit doors. Mount sign between 48"- 60" above the finished floor located on the latch side of the door. Provide an illuminated sign with the International Symbol of Accessibility.	1	432	\$432






**Town of Barnstable
Barnstable Municipal Airport**

ID	Location	Floor	Room	Element	Type	Photo	Issues	Current Measure	Recommendations	Quantity	Price	Cost Estimation
19	Non Secure Hold Room to Stair #1	1	119	Means of Egress	180		Sign not located on the latch side of the door	-	Locate sign alongside the door on the latch side.	1	Labor	\$0
20	From Secure Arrivals to Stair #2	1	160	Means of Egress			Sign not located on the latch side of the door		Locate sign alongside the door on the latch side.	1	Labor	\$0
Interior Access Route												
21	Boarding Area	1	166	Interior Access Route	N/A		Route < 36" wide Vertical clearance < 80" above finished floor	32.5" 69"	Ensure that a clear width of 36" min. is maintained at the accessible route. Provide a cane-detectable barrier underneath the TV monitor.	1	Labor	\$0
22	Concourse	1	175	Interior Access Route	N/A		Obstructed by protruding objects	9.25"	Relocate display so it does not protrude into the circulation path.	1	Labor	\$0
23	Ticketing Hall to Concourse 175	1	138	Interior Access Route	283		Obstructed by protruding objects	5.75"	Provide a cane-detectable barrier under the TV monitor.	1	878	\$878






**Town of Barnstable
Barnstable Municipal Airport**

ID	Location	Floor	Room	Element	Type	Photo	Issues	Current Measure	Recommendations	Quantity	Price	Cost Estimation
24	Stair #1 Second Floor	2	202	Interior Access Route	N/A		Obstructed by protruding objects	12"	Provide a cane-detectable barrier.	1	878	\$878
Doors, Doorways, & Gates												
25	Gates 2 & 3 - Concourse	1	175	Doors, Doorways, & Gates	Circulation		Clear width at door < 32"	31.25"	Keep both doors open during business hours.	1	Labor	\$0
26	Administrativ e Staff Offices	2	213	Doors, Doorways, & Gates	Office		Maneuvering clearance(s) not provided Door requires > 5 lbs. of force to open	10" 15 lbs.	Relocate chairs to maintain the maneuvering clearance at door. Adjust closers so doors do not require more than 5 pounds of force to open.	1	Labor	\$0
27	Hall to Secure Arrivals	1	161	Doors, Doorways, & Gates	Circulation		Door requires > 5 lbs. of force to open	17 lbs.	Adjust closers so doors do not require more than 5 pounds of force to open. Note: Fire doors shall have a minimum opening force allowable by the appropriate administrative authority.	1	Labor	\$0
28	From Hallway to Stair #2	2	236	Doors, Doorways, & Gates	Emergency Egress		Door requires > 5 lbs. of force to open	16 lbs.	Adjust closers so doors do not require more than 5 pounds of force to open. Recommendation applies to all doors on Stair #2. Note: Fire doors shall have a minimum opening force allowable by the appropriate administrative authority.	1	Labor	\$0






**Town of Barnstable
Barnstable Municipal Airport**

ID	Location	Floor	Room	Element	Type	Photo	Issues	Current Measure	Recommendations	Quantity	Price	Cost Estimation
29	Stair #1 Second Floor	2	202	Doors, Doorways, & Gates	Emergency Egress		Door requires > 5 lbs. of force to open	18 lbs.	Adjust closers so doors do not require more than 5 pounds of force to open. Applies to all doors on Stair #1. Note: Fire doors shall have a minimum opening force allowable by the appropriate administrative authority.	1	Labor	\$0
Stairways												
30	Stair #2	1	158	Stairways	Egress		Handrail height < 34" or > 38"	39.25"	Alter so the handrails are 34"- 38" high above the floor.	1	Labor	\$0
Elevator												
31	Elevator	2	203	Elevator	Interior		Hoistway signs < 48" > 60"	62"	Install hoistway signs on the inside of the door frame 60" above the finished floor.	1	Labor	\$0
32	Elevator - Concourse Level	1	122	Elevator	Exterior		Hoistway signs < 48" > 60"	62"	Install hoistway signs on the inside of the door frame 60" above the finished floor.	1	Labor	\$0
Signage												
33	Secondary Entrance From South West to South East Parking Lot & Accessible Parking Lot	Ext.		Signage	Informational		Visual characters < 40" above ground	28.25"	Mount visual sign so that the baseline of the lowest character is 40" min. above the finished floor.	1	Labor	\$0






**Town of Barnstable
Barnstable Municipal Airport**

ID	Location	Floor	Room	Element	Type	Photo	Issues	Current Measure	Recommendations	Quantity	Price	Cost Estimation
34	Entry - Ticket Office	Ext.		Signage	Informational		Visual characters < 40" above ground	25.25"	Mount visual sign so that the baseline of the lowest character is 40" min. above the finished floor.	1	Labor	\$0
35	Stair #2	1	158	Signage	Egress		Sign not located on the latch side of the door	-	Locate sign alongside the door on the latch side.	1	Labor	\$0
36	Conference Room - Near Baggage Claim	1	101	Signage	Designation		Sign not located on the latch side of the door	-	Locate sign alongside the door on the latch side. Relocate trash containers to maintain the required 18" min. clear floor space at the sign.	1	Labor	\$0
Service Counter												
37	Boarding Area - Near Toilet Room	1	166	Service Counter	N/A		Counter > 36" high	50.25"	Provide a counter that is 36" max. above the ground or finished floor.	1	880	\$880
38	Rent a Car Counter	1	115	Service Counter	N/A		Counter not maintained in operable working condition	-	Remove items to ensure the accessible portion of the counter that is required to be readily accessible to and usable by persons with disabilities is maintained in operable working condition.	1	Labor	\$0





**Town of Barnstable
Barnstable Municipal Airport**

ID	Location	Floor	Room	Element	Type	Photo	Issues	Current Measure	Recommendations	Quantity	Price	Cost Estimation
Operable Parts												
39	Intercom - Entry to Airport Staff Offices	2	223	Operable Parts	Other				See ID #40.	1	-	\$0
40	Hallway	2	223	Operable Parts	Other		Side reach > 48"	57.75"	Relocate ring bell so that it is mounted 48" max. above the finished floor.	1	256	\$256
Toilet & Bathing Rooms												
Toilet Compartment												
41	Men's Toilet Room	1	172	Toilet Compartment	Accessible Compartment		Door has malfunctioning self-closing hinge	-	Repair hinge.	1	Labor	\$0
42	Women's Toilet Room	1	162	Toilet Compartment	Accessible Compartment		Door has malfunctioning self-closing hinge	-	Repair hinge.	1	Labor	\$0
43	Men's Toilet Room	1	163	Toilet Compartment	Accessible Compartment		Door has malfunctioning self-closing hinge	-	Repair hinge.	1	Labor	\$0





**Town of Barnstable
Barnstable Municipal Airport**

ID	Location	Floor	Room	Element	Type	Photo	Issues	Current Measure	Recommendations	Quantity	Price	Cost Estimation
44	Women's Toilet Room	1	127	Toilet Compartment	Accessible Compartment		Door has malfunctioning self-closing hinge	-	Repair hinge.	1	Labor	\$0
45	Men's Toilet Room	1	126	Toilet Compartment	Accessible Compartment		Door has malfunctioning self-closing hinge	-	Repair hinge.	1	Labor	\$0
46	Women's Toilet Room	1	171	Toilet Compartment	Accessible Compartment		Door has malfunctioning self-closing hinge	-	Repair hinge.	1	Labor	\$0
Additional Access												
Drinking Fountains												
47	Water Fountains Near Restrooms Between Concourse and Ticketing Hall	1	162, 163	Drinking Fountains	Hi-Lo		Standing height fountain does not have cane protection	-	Provide a cane-detectable barrier skirt under the high unit.	1	890	\$890
48	Water Fountain Near Restroom - Concourse	1	126, 127	Drinking Fountains	High		Standing height fountain does not have cane protection	-	Provide a cane-detectable barrier skirt under the high unit.	1	890	\$890
Best Practice												

**Town of Barnstable
Barnstable Municipal Airport**

ID	Location	Floor	Room	Element	Type	Photo	Issues	Current Measure	Recommendations	Quantity	Price	Cost Estimation
Bench												
49	Near Rental Cars & Arrivals	Ext.		Bench	N/A				Recommend providing a 30" by 48" clear ground space adjacent to the bench.	1	-	\$0
Display												
50	Baggage Claim	1	107	Display	N/A			-	Relocate display to avoid glare.	1	-	\$0
Parking Lot												
51	Parking Near Departures	Ext.		Parking Lot	N/A				Recommending resurfacing the parking lot as the painting is fading.	1	-	\$0
Podium												
52	Conference Room	1	101	Podium	N/A				Recommend providing an adjustable podium with knee and toe clearance.	1	-	\$0

**Town of Barnstable
Barnstable Municipal Airport**

ID	Location	Floor	Room	Element	Type	Photo	Issues	Current Measure	Recommendations	Quantity	Price	Cost Estimation
Wayside												
53	Near Rental Cars & Arrivals	Ext.		Wayside					Recommend locating wayside closer to the walkway.	1	-	\$0
Signage												
54	Hallway	2	236	Signage	N/A				Recommend providing a directional sign at this location.	1	-	\$0
Gate												
55	Entry to Cafe From Outside	Ext.	177	Gate	N/A				Recommended providing a gate surface within 10" of the finished floor on the push side of the gate.	1	-	\$0
Signage												
56	Entry to Airport Staff Offices	2	223	Signage	N/A			-	Recommend relocating the sign to avoid glare.	1	-	\$0